

ACADEMIC CALENDAR ESILV
4th Year Semester 8 (SPRING)

Semester Dates: 05 Feb - 11 June (or 25 June if re-take)





| February | | | | | | |
|----------|----|----|----|----|----|----|
| M | T | W | T | F | S | S |
| | 1 | 2 | 3 | 4 | 5 | 6 |
| 7 | 8 | 9 | 10 | 11 | 12 | 13 |
| 14 | 15 | 16 | 17 | 18 | 19 | 20 |
| 21 | 22 | 23 | 24 | 25 | 26 | 27 |
| 28 | | | | | | |


| March | | | | | | |
|-------|----|----|----|----|----|----|
| M | T | W | T | F | S | S |
| | 1 | 2 | 3 | 4 | 5 | 6 |
| 7 | 8 | 9 | 10 | 11 | 12 | 13 |
| 14 | 15 | 16 | 17 | 18 | 19 | 20 |
| 21 | 22 | 23 | 24 | 25 | 26 | 27 |
| 28 | 29 | 30 | 31 | | | |

| April | | | | | | |
|-------|----|----|----|----|----|----|
| M | T | W | T | F | S | S |
| | | | | 1 | 2 | 3 |
| 4 | 5 | 6 | 7 | 8 | 9 | 10 |
| 11 | 12 | 13 | 14 | 15 | 16 | 17 |
| 18 | 19 | 20 | 21 | 22 | 23 | 24 |
| 25 | 26 | 27 | 28 | 29 | 30 | |

| May | | | | | | |
|-----|----|----|----|----|----|----|
| M | T | W | T | F | S | S |
| | | | | | | 1 |
| 2 | 3 | 4 | 5 | 6 | 7 | 8 |
| 9 | 10 | 11 | 12 | 13 | 14 | 15 |
| 16 | 17 | 18 | 19 | 20 | 21 | 22 |
| 23 | 24 | 25 | 26 | 27 | 28 | 29 |
| 30 | 31 | | | | | |

| June | | | | | | |
|------|----|----|----|----|----|----|
| M | T | W | T | F | S | S |
| | | | 1 | 2 | 3 | 4 |
| 5 | 6 | 7 | 8 | 9 | 10 | 11 |
| 12 | 13 | 14 | 15 | 16 | 17 | 18 |
| 19 | 20 | 21 | 22 | 23 | 24 | 25 |
| 26 | 27 | 28 | 29 | 30 | | |

- Orientation 
- Classes Start 
- Holiday 
- Exams/end of semester 

- Re-take exams if you failed some at the 1st session 
- No distance exams !